

Automower®

Upgrade Your Everyday...



SPRING 2022

Newsletter

Check out our YouTube videos

HUSQVARNA AUTOMOWER®

HOW IT WORKS!

Cutting little and often, leads to more efficient cutting and healthier grass.

THE WORLD LEADER IN ROOTIC MOWING
SINCE 1995

PRINCIPAL FUNCTION

- Unattended mowing.
- Mow little but efficiently and frequently.
- Good performance even in wet weather.

COLLISION AND LIFT SENSORS

Collision and lift sensors increases safety. When the mower runs in to an object it will reverse, turn and choose another direction. If it is lifted the blade and mower will stop immediately.

NAVIGATION

The boundary and guide wires are pegged to the lawn or buried just below the surface. A pegged wire disappears into the lawn in a few weeks.

The mower stays inside the boundary wire laid around the perimeter of the working area.

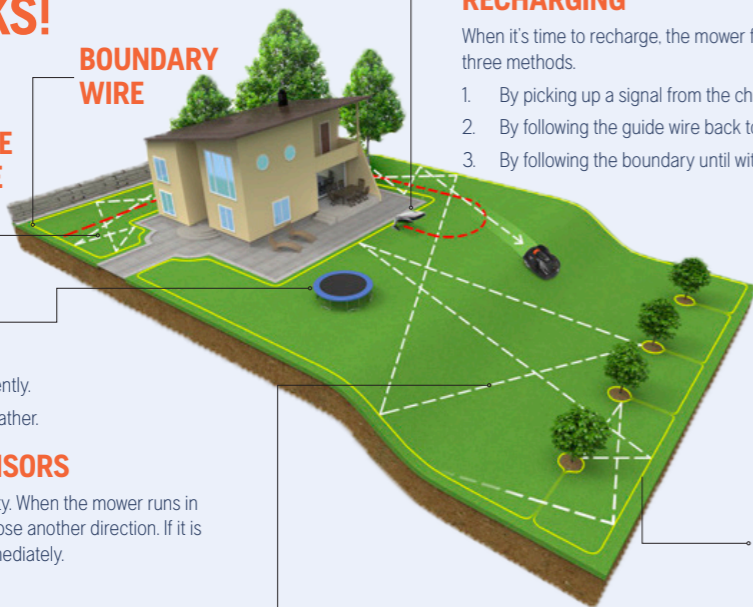
The charging station transmits a signal around the boundary wire ensuring the mower stays within the working area. The boundary wire can also guide the mower to the charge station.

UNSURPASSED CUTTING RESULT

Husqvarna Automower® uses razor-sharp blades to cut every blade of grass, resulting in a lush, green lawn that conventional blades cannot achieve. The grass clippings become a natural fertiliser, helping keep lawns lush, green and moss free.

GUIDE WIRE

BOUNDARY WIRE



RECHARGING

When it's time to recharge, the mower finds the charger by one of three methods.

1. By picking up a signal from the charge station antenna.
2. By following the guide wire back to the charging station.
3. By following the boundary until within reach of the home signal.

EFFICIENT CUTTING TECHNIQUE

- ✦ The grass is cut with three fine, razor-sharp blades.
- ✦ The three free-hanging blades are mounted on a disc and are easily replaced.
- ✦ The blades can rotate back into the disc to minimise damage, should they hit hard objects – stone, branches, etc.
- ✦ The grass mown is so fine and small that it does not need to be collected.

MOWING CYCLE

- ✦ The concept is to keep short grass short.
- ✦ Husqvarna Automower® finds the charging station automatically.
- ✦ Charges for approximately 60 minutes.
- ✦ Resumes mowing, day in and day out regardless of the weather (except snow).


IRREGULAR MOVEMENT PATTERN

- ✦ No need for specific programming.
- ✦ Covers all parts even if the lawn is complex and/or contains trees, flowerbeds, passages, etc.
- ✦ Allows the grass to get cut from different directions. Creates a smooth carpet-like surface.

HOW TO CALCULATE THE LAWNS INCLINATION?

1. Place one end of a spirit level on the ground, and hold it horizontally.
2. Measure the distance down to the ground from the end of the level in the air. This distance divided by the length of the level is the inclination in %. If the measurement is 10 cm and the length of the level 50 cm the inclination is 20%.

Newsletter



Check out our YouTube videos

Greenfeet®
LAWN CARE

A message from Anthony

Thanks to everyone for your support in 2021. I would like to take this opportunity to wish you all a happy and peaceful new year. Fingers crossed we are over the worst of the pandemic and would like to thank each and every one of you for your continued business. 2021 presented a very busy year despite all the lockdowns. This year seems to be starting off the same busy trend as last year. Unfortunately, prices of everything are going up and we are seen price increases in all our products. We did send out an email to our customers this year to notify that you may see a slight increase in your quarterly invoice, therefore we are keeping the increase as low as we can.

As the lovely Winter weather continues, we have to say it has been a great dry January with the high pressure dominating, not that we are complaining we would take it any day over the rain, sleet or snow but we may have to weather the storm at some stage. As we are all aware our seasons are continuously changing, you never really know what to expect.

At the beginning 2021 the growth was very slow and didn't see much growth until well into May early June, but once growth started we seen a very active growth pattern right up to and into December, in a lot of cases lawns were been cut too short this has had an impact with the amount of moss we are seeing on some lawns this Spring, see article below on moss.

Anthony Fitzpatrick - Laois and Kildare



MEET YOUR LOCAL AGENT MANAGEMENT TEAM



Diarmuid Saunders
South Dublin and Wicklow



Tom Dorran
North West Dublin and Meath



Jimmy Kehoe
Kilkenny



Martin O'Reilly
Offaly

MOSS ACTIVITY

REASONS FOR MOSS IN YOUR LAWN

- Excessive moisture / shade / compaction
- Leaf contamination, leaves left lying on the surface
- Bad cutting practice / blunt blades / cutting at wrong height at wrong time of year
- Mowing intervals too far apart

If your lawn is suffering from any of the above, then you are open to moss contamination continuously. It's about control and keeping the moss at bay as best as possible, why not speak to us as the normal code of practice here is to consider the scarification / Aeration program, this helps remove all the dead plant material called thatch. If this is a normal occurrence we would strongly recommend a Greenfeet Lawn revamp – please see more details in this newsletter.

BENEFITS OF AERATION

- Improves air exchange between the soil and atmosphere.
- Enhances soil water uptake.
- Improves fertilizer uptake and use.
- Reduces water runoff and puddling.
- Stronger turfgrass roots.
- Reduces soil compaction.
- Enhances heat and drought stress tolerance.
- Improves resiliency and cushioning.

Drop us an email
info@greenfeet.ie



Greenfeet organic based fertilizer is now available, as you are aware Organic based products are slightly more expensive and can only be applied once when requested by you the customer.

In addition to releasing nutrients, as organic based fertilizers break down, they improve the structure of the soil by introducing more beneficial bacteria and microbial activity. Overtime, due to the organic matter present in organic based fertilizer, soil structure is improved and as a result the soil's ability to hold water and nutrients increases, which in turn will make soil and grass plant healthy and strong.

BENEFITS OF SCARIFYING YOUR LAWN

- Removes the organic matter from the surface of the lawn, helping it breathe.
- Refreshes a lawn, helping it to absorb water and nutrient much more easily.
- Reduces moss levels in a lawn.
- Stops it becoming 'spongy'
- It is one of the most beneficial treatments that your lawn can receive.



TYPES OF WEEDS

SPEEDWELL - is an annual weed that spreads through lawns and borders, and has attractive tiny blue flowers. It spreads by seed in spring and autumn to form plants with strong tap roots.

There are several types of Speedwell, all with numerous small, lobed leaves and small flowers, which vary in color and can be white, blue, pink, and purple. The leaves grow in pairs and have scalloped edges, while heart-shaped seed pods grow on the stem below the flowers. In bad cases it may require a couple of additional treatments.



LEATHERJACKETS - A leatherjacket is the larval stage of the crane fly or daddy long-legs. Leatherjackets feast on the roots of grass plants. Which is why they are not particularly welcomed by lawn lovers. Between April and August, you will probably have no idea that there are leatherjackets in your lawn. They remain underground, quietly chewing on the roots of your lawn. We are seeing more infestation of leatherjackets in lawns in Ireland. However, they are tiny, so the amount they eat is easily replaced by a healthy grass plant.



WORM CAST - Earthworms and worm castings are a natural method of cultivating and improving soil. They 'eat' soil and thatch in the turf and help to break down other organic material on the surface of the grass. These materials are mixed and digested by the worm then excreted as a worm cast. On almost every level, earthworms and their castings are very good for a garden and lawn. Look like blobs of topsoil around your lawn.



If you have any of the above infestations please let us know and we help you deal with the problem.

HOW HEALTHY IS YOUR LAWN

Today your lawn is lush and green and the next week its bare with brown patches of unsightly dead grass. When checking to see how healthy your lawn is you should take the below into consideration:

Colour / Thickness / Thatch / Texture / Insects and Worms

To ensure your lawn's health is to maintain it with expert advice. Aeration, fertilization, and watering should be taken into consideration to ensure your lawn is getting enough, but not too much of what it needs. So why not avail of a free consultation, with no obligation from your local agent managers.


CONSIDER GETTING A NEW GREENFEET LAWN

Considering the Greenfeet Lawn Revamp, this consists of Greenfeet cutting away the thatch with a sod cutter, tiling the lawn vigorously, adding in new topsoil and reseeding and apply with a High P Fertilizer for speedy establishment, at this point we can introduce new lawn cultivars / seed and you will notice an improvement in the colour, less drought and disease. Note all you need to do it keep the lawn damp once a day and after 10 – 14 days you will see nice healthy lawn.

RE TURFING

- Remove the damaged sward of turf
- Lightly tile, rake and level (if soil is compact carry out a deep tiling, rake and level)
- Put down Greenfeet pre-seed fertilizer
- Roll out new turf

All that is required from the customer is to keep watering the area for a few weeks after re-turfing



BARE AREAS

Bare areas in your lawn can appear for a number of reasons, and when they do, it is always advisable to repair them. You could consider re-seeding, or turfing bare patches.

Lawns that have developed discrete areas of poor growth, perhaps from physical damage or wear and tear, should be repaired.

Lawns that are generally poor, weedy, or sparse will benefit from a our lawn maintenance program . If the lawn is really bad, then total re-laying or re-seeding should be considered, when we call out we can advise you on this. Spring or Autumn is the best time of the year to repair lawns, when the weather is damp and cool, as the lawn is most likely to recover well in these conditions.



NEW LAWN CONSTRUCTION

If your lawn is old, severely compacted and has drainage issues, it may be more beneficial to do a new Lawn construction. This would create a beautiful lawn from scratch and be more cost effective in the long term. What we do is burn off the existing lawn, till and prepare a seedbed and offer different range of grass seed types. Or if you prefer a sod option, we grow our own sod range for an instant lawn. A new lawn will require help to grow, it's essential that new seed or sod get enough moisture to help the plant germinate as quickly as possible to produce a nice dense green lawn.

RE SEEDING

- Remove the damaged sward of turf
- Lightly tile, rake and level (if soil is compact carry out a deep tiling, rake and level)
- Transport topsoil if required
- Rake and create a nice seed bed for the seed
- Apply Greenfeet high P fertilizer
- Apply Greenfeet seed over the area at a rate of 45-55g per sq m
- Roll to ensure the seed is tucked nicely into the soil for germination

M: 0867705510 T: 0578646889
www.greenfeetshop.com

Check out our online shop for Garden products and Automower
www.greenfeetshop.com

